

LS Central (18.0-18.4)

Release Notes

November 11, 2021

© 2021 LS Retail ehf. All rights reserved.
All trademarks belong to their respective holders.

Contents

LS Central 18.4 Release Notes	1
About This Release	1
LS Central 18.4	1
LS Central AL code	1
LS Central extension	1
New or Enhanced Features	2
Retail	2
BackOffice	2
Customer Order Payment Auto-tests	2
Get Real-time Inventory for Items Based on Availability in Sourcing Location	2
New Field in Inventory Lookup Table	2
New ScanPayGo (SPG) Setup Page	2
Security Check Web Service	2
Web Server Set Per Request in Functionality Profile	2
LS Central POS	2
Drawer Alert Type "Block"	2
PED Printer as POS Receipt Printer	3
LS Hardware Station	3
Updated With LS Pay - Version 2.26.5	3
Connection Test Button Added	3
Header Texts in Dialog Windows	3
Option to Check Printer Queue Before or After Windows Printing	3
Replenishment	3
Effective Inventory in Store Capacity	3
Multi-Company Replenishment Improvements	3
Create Sales Orders per Location in Multi-Company Replenishment	3

Automatically Release Sales Orders from Replenishment Journal	4
Hospitality	4
General	4
POS Command Updated to Void Multiple Lines	4
Fixed Issues	4
Retail	4
General	4
Request Xmlport Parser Fix	4
Table Data Filter Fix	4
BackOffice	5
Barcode Mask Setup, Type: Coupon No. Series	5
Fashion	5
Issue with Blank Variant Dimension Code	5
Replenishment	5
Replenishment Transfer Rules	5
Retail Purchase Order Dependency on Replenishment Setup	5
LS Central 18.3 Release Notes	7
About This Release	7
LS Central 18.3	7
LS Central AL code	7
LS Central extension	7
New or Enhanced Features	8
Retail	8
BackOffice	8
Batch Posting for Retail Receiving and Picking, Warehouse Receiving and Shipment	8
LS Central POS	9
Improvements in Local Requests for Web Templates	9
LS Hardware Station	9
New Implementation Help Topics	9
Updated Implementation Document in Hardware Station Installer	9

Replenishment	9
New Integration Event for Replenishment Item Quantity Calculation	9
Filter Length Increase in Replen. Template	9
Public Procedures in Replenishment Calculation	9
POS Commands	10
Hospitality	10
General	10
Open Activities List from the Dining Area Plan	10
Fixed Issues	10
Retail	10
General	10
Scheduler - Compress & ISO Mode Do not Honor Default Setting	10
BackOffice	10
Improved Configuration for Web Service Setup in SaaS	10
Replenishment	11
Changed Retail Status of Transfer Orders Created With Allocation Plan	11
Warehouse Buffer Location in Allocation Plans	11
LS Central 18.2 Release Notes	13
About This Release	13
LS Central 18.2	13
LS Central AL code	13
LS Central extension	13
New or Enhanced Features	14
General	14
Publisher Function in Multi-tenant Environments	14
BackOffice	14
Data Caption Fields Made Consistent	14
New Web Service for Barcodes With Price/Quantity	14
Option Field Changed in Customer Order Header	14
OrderStatusCheck Web Service Adjusted	14
LS Hardware Station	14

Hardware Station Printing App	14
Error Message in Sync Button	15
Feature Support from LS Pay Plugins	15
Test Button Added	15
LS Forecast	15
Minimum Sales History Length in LS Forecast	15
Hospitality	15
New Action Added to Activity Types	15
Other	16
LS Central Help	16
Mobile POS	16
Fixed Issues	16
General	16
Manager Login (MGRKEY) in End-of-Day Panel	16
BackOffice	16
Retail Transfer To Be Picked/Received Issue	16
Fashion: Variant Framework	16
Hospitality	16
Kitchen Service: POS Tags Not Updated Correctly	16
LS Hardware Station	17
Printer Names in Hardware Station	17
LS Central 18.1 Release Notes	19
About This Release	19
LS Central 18.1	19
LS Central AL code	19
LS Central extension	19
Important Notices	20
Versioning	20
New or Enhanced Features	20
General	20
Option Added to Use Manual Session Control in EFT	20
On Premises vs. SaaS Target in POS Print Utility	20

BackOffice	20
Customer Order Enhancements	20
New Customer Order Profile	20
Print Customer Order Picking Label	21
Data Director Cleanup	21
Importing Retail Images from .zip file Through PowerShell Script	21
Missing Function Added to Omniwrapper	21
Web Service Cleanup	21
LS Hardware Station	21
New Function: Peripheral Check	21
Add Support for Verification Changes in LS Pay	21
LS Hardware Station .Net Framework set to 4.61	22
Logging Functionality	22
Management Portal: Buttons to Test PDF Printing on a Windows Printer	22
"Save to File" Option Added When Printing PDF Files	22
LS Central POS	22
LS Hardware Station Client Changed from .Net SignalR to AL HTTP Client	22
Option Added to Select HTTP / HTTPS per Device	22
Print PDF Added to Device Dialog Addin	22
Replenishment	23
Replenishment Profile	23
Hospitality	23
Coursing	23
New Events on Pay and Cancel in the Split Bill Panel	23
New Page to Show POS Transaction and Lines	23
LS Activity	24
Add to Shift Improved - in Staff Management and Activities	24
Enhancements on the Activity Resource Status Page	24
Deposits in Membership Web API	24
Improved Role Center Search	24
Multiple Days in Availability View Setup	24

New Functionality: Customer Allotments	25
New Parameter in the Activity Booking API	25
New Pricing Options of Components in Activity Package Offers	25
POS Commands	25
Other	26
LS Central Help	26
Fixed Issues	26
General	26
Customer Order Refund and Cancellation Issue in Back-Office	26
Data Director: Monitor Collection Function Fixed	26
Retail Sales Order with Variants or Collection	26
Replenishment	26
Replen. Stock Demand Worksheet Filters	26
LS Central 18.0 Release Notes	29
About This Release	29
LS Central 18.0	29
LS Central AL code	29
LS Central extension	29
Important Notices	30
Versioning	30
New or Enhanced Features	30
Retail	30
BackOffice	30
Scanning Returned Items on the POS	30
Web Services Added to Publisher Function	30
LS Hardware Station	30
PDF Printing Through LS Hardware Station from LS Central	30
New Test Buttons in the Management Portal	31
Virtual Key Lock Reintroduced to the Virtual Station	31
PDF Stream Saved to File Before Printing	31
Scrolling EFT Event Option Added in Toolbox and Classic Toolbox	31

LS Central POS	31
"Is Fiscal" Flag Removed	31
Hospitality	31
LS Activity	31
Additional Minutes Indication in Matrix	31
Changing Time on Activity Group Reservation Lines	32
Charge2Res Charged to Income/Expense Accounts	32
Deals Included in Activity Package	32
Managing External Bookings in LS Activity	32
New Setting on Activity Locations	32
Product Restriction Enhancements	32
Unavailability Setup for a Resource	32
LS Hotels	32
Default Routing Rule and Rate Code per Property for Customer	32
Setting Deposits for Specific Invoice Types	33
LS Retail Apps	33
LS Central AppShell	33
LS Central AppShell for Windows not Working With LS Central 18.0	33
LS ScanPayGo	33
Release, Phase 1	33
POS Commands	33
Other	34
LS Central Help	34
Fixed Issues	34
Retail	34
Replenishment	34
Duplicate Field Captions in Retail Budget Tables	34
Filter Fields Made Visible in the Replen. Template Page	34
Item Unit of Measure in Transfer and Sales Orders Created with Cross Docking	34

This page is intentionally left blank to ensure new chapters start on right (odd number) pages.

LS Central 18.4 Release Notes

About This Release

Released - October 14, 2021

This version is built on Microsoft Dynamics 365 Business Central 2021, release wave 1, cumulative update 5, build 18.5.29545.0.

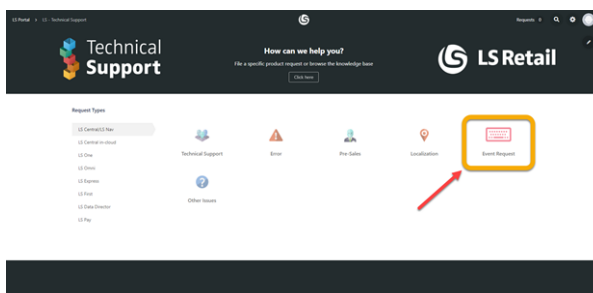
LS Central 18.4

LS Central is now delivered as two apps. Some code has been moved from the LS Central app to a new app named **LS Central System App**. The LS Central app has a dependency on the LS Central System App. The code that was moved to the LS Central System App is a code that was originally in the Toolbox .dll and is related to the POS UI. The code in the Toolbox .dll was not public, and partners could not modify the code. The code in the LS Central System app will not be public and the LS Central System App will only be published as runtime package. The LS Central System App will, in the future, hold code related to licensing to enable LS Retail to license LS Central components in the cloud.

LS Central AL code

The source code for the LS Central app is delivered in AL files that can be modified by partners. It is, however, highly recommended to make all modifications in extensions, and if you need to alter the LS Central or Business Central behavior then do that by subscribing to events.

It is LS Retail's priority to make it easy for the partners to extend LS Central. Therefore, a special section in our Support Portal is provided where partners can submit requests for new events. These requests are given priority.



LS Central extension

The release package includes LS Central and LS Central System App as runtime apps that can be installed as extensions. To install the extensions, you first need to publish them, see [Publishing and Installing an Extension v2.0](#). Once the LS Central and LS Central System App extensions have been published, the LS Central and LS Central System App extensions can be installed using the **Extension Management** page in Business Central.

New or Enhanced Features

Retail

BackOffice

Customer Order Payment Auto-tests

Auto-tests have been implemented for Customer Order payments.

There are ten base auto-tests, and they test payment with different tender types: partially collected or shipped, and collected or shipped as a whole order. Codeunit name is *Customer Order Payment AT*.

Get Real-time Inventory for Items Based on Availability in Sourcing Location

You can now use the web service **GetInventoryMultipleV2** to get available inventory in a store, and also from sourcing locations related to the store, by passing the *SourcingLocationAvailability* parameter as *True* through the Web Request.

New Field in Inventory Lookup Table

A new field has been added to the **Inventory Lookup Table** to calculate total inventory for all sourcing locations linked to a store.

New ScanPayGo (SPG) Setup Page

A new setup page, **ScanPayGo Profile**, has been created to manage the ScanPayGo mobile app.

Security Check Web Service

The Security Check Profile web service has been created to be used by the POS and the ScanPayGo app to signal if a security check should be triggered or not.

Requests must include **Customer Order Number** (Store Number and Member Card Number are in the Customer Order Header). The web service call function will return *True/False*.

Web Server Set Per Request in Functionality Profile

Web requests for POS can now be directed to different Distribution Locations based on the setup in the POS Functionality Server.

LS Central POS

Drawer Alert Type "Block"

The Drawer Alert type *Block* is now available in LS Central POS.

PED Printer as POS Receipt Printer

A new printer type, **EFT-Printer**, has been added. Selecting this type of printer will route all printing in POS to the EFT Terminal (LSPay) using the built-in printer on the PED.

LS Hardware Station

Updated With LS Pay - Version 2.26.5

LS Hardware Station has been updated with LS Pay - version 2.26.5 features.

Connection Test Button Added

A button has been added in the **Hardware Profile Card** to test the connection to LS Hardware Station.

Header Texts in Dialog Windows

Header texts in device dialog windows have been turned into labels, making them translatable.

Option to Check Printer Queue Before or After Windows Printing

An option has been added on the **Printer** card in LS Central to check for errors in a printer queue before or after Windows printing in LS Hardware Station.

Replenishment

Effective Inventory in Store Capacity

Calculating the Effective Inventory in Store Capacity has been improved. The Effective Inventory will now include the quantities from Purchase, Sales, and Transfer Orders having their respective receipt or shipment date up until the day when the Store Capacity is calculated. You can specify which document types are to be excluded from the Effective Inventory by using the settings in the **Effective Inventory** FastTab, in Replenishment Setup.

For more information see "How to: Calculate Store Capacity" in the LS Central Help.

Multi-Company Replenishment Improvements

Create Sales Orders per Location in Multi-Company Replenishment

In Multi-Company Replenishment, you now have the option to create one Sales Order per location when the documents are created from the Replenishment Journal. If you go with this option, the **Ship-to Code** field in the Retail Sales Order will be assigned with the same code as the location. It is also possible to automatically create the **Ship-to**

Code if a Ship-to Address setup with the same code as the location does not exist for the customer.

To support this feature, the **InsertQtyForSales** procedure in *LSC Replen. Create Purch Order* codeunit has been deprecated and replaced with a new one with two additional parameters.

Automatically Release Sales Orders from Replenishment Journal

In Multi-Company Replenishment, you can now have the system automatically release the Sales Orders after the documents are created from the Replenishment Journal.

Two new integration events have also been added to the *LSC Replen. Create Transf. Ord* codeunit:

- **OnBeforeAutoReleaseReplenSales**, which lets you override the function that automatically releases the Sales Orders after they are created from the Replenishment Journal.
- **OnAfterAutoReleaseReplenSales**, which lets you extend the functionality after the Sales Orders have been released from the Replenishment Journal.

For more information see "Replenishment Templates", the **Fields for Multi-Company Replenishment** section, in the LS Central Help.

Hospitality

General

POS Command Updated to Void Multiple Lines

The VOID_L command works now with marked lines. Either you select **Void line** for the selected line like before or you mark the lines you want to void and select **Void line**. The program attempts to void each marked line and displays any errors in the **Error** banner.

Fixed Issues

Retail

General

Request Xmlport Parser Fix

This fixes an issue when request parser is reading xmlport metadata to create request field mapping.

Table Data Filter Fix

In some cases, full replication failed when filters that did not include primary key fields were used. This has now been fixed.

BackOffice

Barcode Mask Setup, Type: Coupon No. Series

When the increment for coupons is 1, the number series for coupons is now increased by 1 for each coupon issued.

Fashion

Issue with Blank Variant Dimension Code

The **Code** field is now mandatory when creating a Variant Dimension from the **Variant Framework Base Values** page.

Replenishment

Replenishment Transfer Rules

An issue where the **Replen. Transfer Rules** were not working as intended in **Replenishment Transfer Journal** has now been fixed.

Retail Purchase Order Dependency on Replenishment Setup

An error that occurred in the **Retail Purchase Order** page when there is no existing **Replenishment Setup** record has now been fixed.

This page is intentionally left blank to ensure new chapters start on right (odd number) pages.

LS Central 18.3 Release Notes

About This Release

Released - September 16, 2021

This version is built on Microsoft Dynamics 365 Business Central 2021, release wave 1, cumulative update 4, build 18.4.28601.29139.

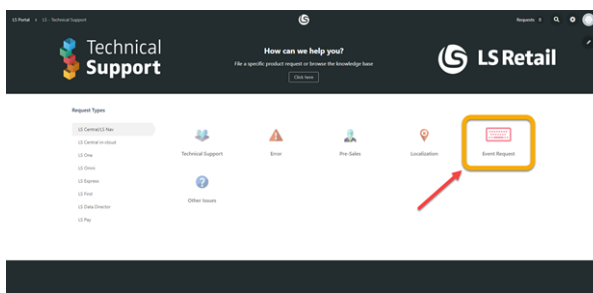
LS Central 18.3

LS Central is now delivered as two apps. Some code has been moved from the LS Central app to a new app named **LS Central System App**. The LS Central app has a dependency on the LS Central System App. The code that was moved to the LS Central System App is a code that was originally in the Toolbox .dll and is related to the POS UI. The code in the Toolbox .dll was not public, and partners could not modify the code. The code in the LS Central System app will not be public and the LS Central System App will only be published as runtime package. The LS Central System App will, in the future, hold code related to licensing to enable LS Retail to license LS Central components in the cloud.

LS Central AL code

The source code for the LS Central app is delivered in AL files that can be modified by partners. It is, however, highly recommended to make all modifications in extensions, and if you need to alter the LS Central or Business Central behavior then do that by subscribing to events.

It is LS Retail's priority to make it easy for the partners to extend LS Central. Therefore, a special section in our Support Portal is provided where partners can submit requests for new events. These requests are given priority.



LS Central extension

The release package includes LS Central and LS Central System App as runtime apps that can be installed as extensions. To install the extensions, you first need to publish them, see [Publishing and Installing an Extension v2.0](#). Once the LS Central and LS Central System App extensions have been published, the LS Central and LS Central System App extensions can be installed using the **Extension Management** page in Business Central.

New or Enhanced Features

Retail

BackOffice

Batch Posting for Retail Receiving and Picking, Warehouse Receiving and Shipment

The pages listed below have been changed to enable batch posting of documents.

- **Batch Posting Document Setup**
On this page, the **Document Type** field has been replaced with the field **Sub Type** to show a more user friendly information.
A new field, **Use Batch Posting**, has been added. You can now specify per document, if the post is sent to the batch posting queue.
- **Retail Users**
A new field, **Batch Priority**, has been added to this page to set a user priority for the batch posting queue. This field takes priority over the document priority.
- **Inventory Management Setup**
In this page, the **Use Batch Posting for Orders** field has been removed. The field was replaced by the new field on the **Batch Posting Document Setup** page.
- **Batch Posting Scheduler, Batch Posting - ERRORS, Batch Posting - WAITING, Batch Posting - PROCESSED** pages:
All the above pages are now filtered to show only records for the user's store. You can clear the filter once you open the pages. The order in these pages is now affected by the new **Batch Priority** field in the **Retail Users** page.
- **Batch Posting - ERRORS**
This page has been changed to show the error that actually happened instead of displaying a generic, fixed error message.
- **Retail Picking, Retail Receiving, Retail Purchase Order, Retail Purchase Return Order, Retail Sales Order, Retail Sales Return Order, Warehouse Receipt, Warehouse Shipment**
The above pages have new actions: **Post, Post & Print, Post & New**.
They have also been updated with a new field, **Use Batch Posting**, that is considered when the user clicks these actions.
A validation is done to make sure the document was not previously added to the queue.

LS Central POS

Improvements in Local Requests for Web Templates

The POS Web Templates in LS Demo Data, also known as Clienteling Web Templates, no longer require setting up a URL for Web Services and Authentication information. The feature is opt-in for other POS Web Templates and can also be opt-out for the demo data templates.

POS Browser Controls have also been simplified and stabilized; they will also wait until shown on a panel before doing any work. This minimizes the need for manual configurations, and gives performance benefits where Web Templates are being used in the POS.

LS Hardware Station

New Implementation Help Topics

Improved and expanded implementation documentation has been added to the LS Hardware Station online help: new topics on how to create a custom solution, configure the solution to run with the LS Hardware Station, and on how to debug the customization while implementing it. See "Implementing a Custom DLL" and "How to: Implement a Custom Device for LS Hardware Station" in the LS Central Help.

Updated Implementation Document in Hardware Station Installer

The *OPOS device implementation* document, which used to be included with the LS Hardware Station installer, has been replaced by a document that points to the online LS Central Help (see "Implementing a Custom DLL"), where similar but more detailed information has already been added (see "How to: Implement a Custom Device for LS Hardware Station").

Replenishment

New Integration Event for Replenishment Item Quantity Calculation

A new *OnBeforeCalculateReplenishmentQuantities* integration event has been added to the **LSC Replen. - Calc. Qty**s codeunit.

Filter Length Increase in Replen. Template

The field length in the **Item No. Filter** in the **LSC Replen. Template** table has been increased to Code[250].

Public Procedures in Replenishment Calculation

The following internal procedures in the **LSC Replen. Calculation** codeunit have been exposed as public:

- GetTempTableInProcessRecord
- GetTempTableForPSD
- SetTempTableForPSD

POS Commands

The following POS commands are new in LS Central 18.3:

- INCEXPDISCAMOUNT - Income/Expense discount amount
- INCEXPDISCPERCENT - Income/Expense discount percent
- TEMPLATE_PROPERTIES - POS Web Template properties
- WAITINGLIST - Show waiting list for current location.

See "POS Commands" in the [LS Central Help](#) and the corresponding [Excel](#) list with filters for a complete list of POS commands.

Hospitality

General

Open Activities List from the Dining Area Plan

You can use the dining area plan to see how many reservations and guests there are for each day and for each period during the day. You can drill down to see the list of dining reservations and the dining tables allocation, and from there look up the activity reservation linked to the dining reservation. The same is available for reservations on a waiting list.

Fixed Issues

Retail

General

Scheduler - Compress & ISO Mode Do not Honor Default Setting

Scheduler code has been updated to handle default values. Requires Data Director 3.2.114 or later.

BackOffice

Improved Configuration for Web Service Setup in SaaS

New fields and check boxes have been added to the following two pages.

Web Service Setup:

- **SaaS** - to show/hide fields that are relevant to setting up the Web Service connection.
- **Version** - to be filled when you are setting a SaaS service.

Distribution Location:

- **Web Server SaaS** - to show/hide fields that are relevant to setting up the Web Service connection.
- **Web Server Version** and **Web Service Tenant** - to be filled when you are setting a SaaS service.

Replenishment

Changed Retail Status of Transfer Orders Created With Allocation Plan

Transfer Orders now have a **Retail Status** of *Planned receive* when they are created with Allocation Plan.

Warehouse Buffer Location in Allocation Plans

Warehouse Buffer Location in the Allocation Plan Destination

Line page is no longer mandatory when the *Create One Purch. Order pr. Location* option is used during the creation of a Purchase Order via Allocation Plans.

This page is intentionally left blank to ensure new chapters start on right (odd number) pages.

LS Central 18.2 Release Notes

About This Release

Released - August 26, 2021

This version is built on Microsoft Dynamics 365 Business Central 2021, release wave 1, cumulative update 3, build 18.3.27240.27480.

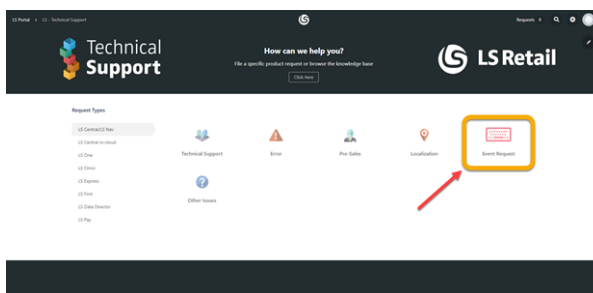
LS Central 18.2

LS Central is now delivered as two apps. Some code has been moved from the LS Central app to a new app named **LS Central System App**. The LS Central app has a dependency on the LS Central System App. The code that was moved to the LS Central System App is a code that was originally in the Toolbox .dll and is related to the POS UI. The code in the Toolbox .dll was not public, and partners could not modify the code. The code in the LS Central System app will not be public and the LS Central System App will only be published as runtime package. The LS Central System App will, in the future, hold code related to licensing to enable LS Retail to license LS Central components in the cloud.

LS Central AL code

The source code for the LS Central app is delivered in AL files that can be modified by partners. It is, however, highly recommended to make all modifications in extensions, and if you need to alter the LS Central or Business Central behavior then do that by subscribing to events.

It is LS Retail's priority to make it easy for the partners to extend LS Central. Therefore, a special section in our Support Portal is provided where partners can submit requests for new events. These requests are given priority.



LS Central extension

The release package includes LS Central and LS Central System App as runtime apps that can be installed as extensions. To install the extensions, you first need to publish them, see [Publishing and Installing an Extension v2.0](#). Once the LS Central and LS Central System App extensions have been published, the LS Central and LS Central System App extensions can be installed using the **Extension Management** page in Business Central.

New or Enhanced Features

General

Publisher Function in Multi-tenant Environments

Now the **Publisher** function on the **Web Request 2.0** page works in a multi-tenant environment (SaaS, for example). In a multi-tenant environment, a tenant is not allowed to modify the application database but can publish Web Services.

BackOffice

Data Caption Fields Made Consistent

The Data Caption Fields **Store No.**, **POS Terminal No.**, and **Transaction No.** are now on all the following transaction entries:

- 99001497 LSC Transaction Sales Entries
- 99001498 LSC Trans. Infocode Entries
- 99009056 Trans. Discount Entries
- 99001493 LSC Trans. Payment Entries
- 99008987 LSC POS Card Entries
- 99001590 LSC Trans. Inventory Entries
- 99001499 LSC Trans. Inc./Exp. Entries
- 99001620 LSC Trans. Inv. Adjmt. Entries
- 99001596 LSC Trans. Tender Declar. Entr
- 99001664 LSC Trans. Safe Entries

New Web Service for Barcodes With Price/Quantity

A new Web Service has been created to take in price and quantity in embedded barcodes and return item information.

Option Field Changed in Customer Order Header

The option field **Status (Int)** in the Customer Order Header table has been changed to ENUM and can now be extended.

OrderStatusCheck Web Service Adjusted

This web service has been adjusted to get an active processing status event code per Customer Order and Customer Order Line.

LS Hardware Station

Hardware Station Printing App

A new LS Hardware Station Printing app has been created for printing PDF documents. This is a separate application from the Hardware

Station service, since in some cases the service has trouble printing PDFs.

The app is installed alongside the Hardware Station and opens as a tray icon program. The app does not require the Hardware Station to be running, but can utilize Windows printers that have been set up in the Hardware Station. For more information see "LS Hardware Station Printing App" in the LS Central help.

Error Message in Sync Button

A message is now displayed if the user is trying to connect to LS Hardware Station via *http* from an *https* source.

Feature Support from LS Pay Plugins

The Hardware Station can now show feature flags on payment providers in LS Pay.

Test Button Added

In the **POS Hardware Profile Card** a new action, **Test Hardware Connection**, has been added to test the connection to LS Hardware Station.

LS Forecast

Minimum Sales History Length in LS Forecast

Depending on which Forecast Bucket is used, LS Forecast now requires the following minimum sales history length for forecast calculation, defined using the LS Forecast Item Link:

- Daily Forecast Bucket = 28 days
- Weekly Forecast Bucket = 14 weeks
- Monthly Forecast Bucket = 12 months

Hospitality

New Action Added to Activity Types

A new action, **Run Table Management Check** (see under **Related**), has been added to the **Activity Types** page to check and fix, if necessary, the table management integration.

Other

LS Central Help

In version 18.0, the Microsoft Dynamics 365 Business Central Help Server was discontinued, and therefore the Business Central **offline** help is no longer available.

The Business Central online help, however, is available via links on the LS Central Help [Home](#) page and side navigation menu, and directly via [this link](#).

Mobile POS

The Mobile POS help has been updated and expanded, see "Mobile POS" in the LS CentralHelp.

Fixed Issues

General

Manager Login (MGRKEY) in End-of-Day Panel

When posting an EOD with a high difference, staff members with supervisor ID (MGRKEY) with the right permission sets can now log in and post the EOD without using a workaround.

BackOffice

Retail Transfer To Be Picked/Received Issue

If items have insufficient quantity when posting on the **Retail Transfer To Be Picked** page, an "insufficient quantity" error is displayed and the user will see the related document in the document list.

Fashion: Variant Framework

An error in the **Variant Framework** page that occurred when using the **Get Variant Values** action on a Variant Dimension with Extension has been fixed.

Hospitality

Kitchen Service: POS Tags Not Updated Correctly

POS tags are now updated correctly when modifications are sent to the Kitchen Service.

LS Hardware Station

Printer Names in Hardware Station

In some cases, when upgrading LS Hardware Station from an older version, the configuration for a Windows printer device was not upgraded properly and the Device name (the Windows printer name) was lost. This has now been fixed.

This page is intentionally left blank to ensure new chapters start on right (odd number) pages.

LS Central 18.1 Release Notes

About This Release

Released - July 8, 2021

This version is built on Microsoft Dynamics 365 Business Central 2021, release wave 1, cumulative update 2, build 18.2.26217.26490.

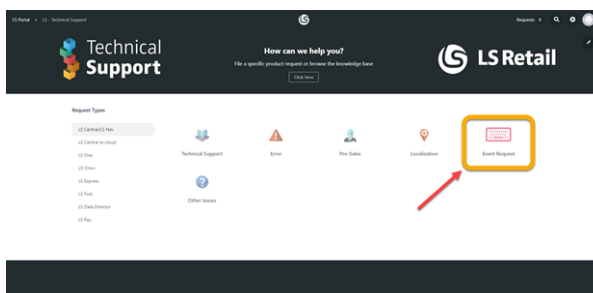
LS Central 18.1

LS Central is now delivered as two apps. Some code has been moved from the LS Central app to a new app named **LS Central System App**. The LS Central app has a dependency on the LS Central System App. The code that was moved to the LS Central System App is a code that was originally in the Toolbox .dll and is related to the POS UI. The code in the Toolbox .dll was not public, and partners could not modify the code. The code in the LS Central System app will not be public and the LS Central System App will only be published as runtime package. The LS Central System App will, in the future, hold code related to licensing to enable LS Retail to license LS Central components in the cloud.

LS Central AL code

The source code for the LS Central app is delivered in AL files that can be modified by partners. It is, however, highly recommended to make all modifications in extensions, and if you need to alter the LS Central or Business Central behavior then do that by subscribing to events.

It is LS Retail's priority to make it easy for the partners to extend LS Central. Therefore, a special section in our Support Portal is provided where partners can submit requests for new events. These requests are given priority.



LS Central extension

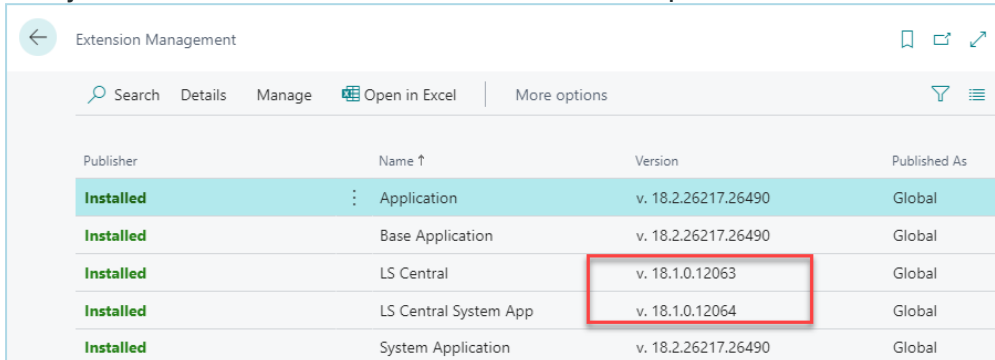
The release package includes LS Central and LS Central System App as runtime apps that can be installed as extensions. To install the extensions, you first need to publish them, see [Publishing and Installing an Extension v2.0](#). Once the LS Central and LS Central System App extensions have been published, the LS Central and LS Central System App extensions can be installed using the **Extension Management** page in Business Central.

Important Notices

Versioning

The versioning of the LS Central app is normally as follows:

<major>.<minor>.<hotfix>.<build> - for example v. 18.1.0.12063:



Publisher	Name ↑	Version	Published As
Installed	Application	v. 18.2.26217.26490	Global
Installed	Base Application	v. 18.2.26217.26490	Global
Installed	LS Central	v. 18.1.0.12063	Global
Installed	LS Central System App	v. 18.1.0.12064	Global
Installed	System Application	v. 18.2.26217.26490	Global

Until now the build number part has always been 0. Due to a technical change in the Business Central platform, LS Central versions 17.4, 17.5, 18.0, and 18.1 will be released with a build number (not equal to 0 - or as in "12063" in the above example).

New or Enhanced Features

General

Option Added to Use Manual Session Control in EFT

- EFT Device can now be configured to use Manual Session Control. Stop automatic calling STARTSESSION and FINISHSESSION for every EFT transaction.
- StartSession and FinishSession functions have been added to LEFTUtility interface.
- EFT_START_SESSION and EFT_FINISH_SESSION POS commands have been added.

On Premises vs. SaaS Target in POS Print Utility

PrintBarcode function in POS Print Utility codeunit is now accessible for extension development.

BackOffice

Customer Order Enhancements

New Customer Order Profile

A new Customer Order profile is now available in LS Central, providing easy access for Customer Order processes. Profile ID 99009135.

Print Customer Order Picking Label

An option has been added in Customer Order Mobile picking mode to print out box IDs in HQ to attach to boxes or bags along with the ID of the order.

Data Director Cleanup

The Transaction Server has been removed from LS Central. The **Distribution Location** and **Active Web Requests** fields have been removed from the previous **Transaction Server and Web Services** FastTab on the Functionality profile. The FastTab has been renamed to **Web Service Settings**.

For Scheduler jobs in the Demo Data company the old codeunit *99001474 Data Distribution v3.0* has been replaced with a new codeunit *99008923 Data Distribution WS*.

The **Web Service Settings** FastTab has been joined with **Web Services Settings**.

Importing Retail Images from .zip file Through PowerShell Script

A new functionality has been added to import retail image .zip files with a PowerShell script. This functionality is an addition to the manual import of retail image .zip files with the **Import from Zip** action in the **Retail Image List**. The new functionality imports the .zip file from a folder as defined in the script and also runs the **Import Images** action in the **Retail Image Import/Export** page.

Missing Function Added to Omniwrapper

The *GetPosTransSuspList* function has been added to OmniWrapper.

Codeunit used: 99009060 Retail Image Utils, Method name: ImportRetailImageFromZIP.

Web Service Cleanup

Web services v 2.0 that are no longer used have been removed. Demo data and code related to web services v 1.0 have also been removed.

LS Hardware Station

New Function: Peripheral Check

A new function, **GetDeviceInformation**, has been added to the LS Hardware Station API. The function takes a parameter of a device ID and returns the status of that device. If the device is not found, an exception is returned.

Add Support for Verification Changes in LS Pay

Changes to verification methods in LS Pay have been added in LS Hardware Station.

LS Hardware Station .Net Framework set to 4.61

The .NET Framework for the LS Pay integration was downgraded to version 4.6.1 allowing it to be run on older systems.

Logging Functionality

A **Minimum log level** option has been added to LS Hardware Station. This lets the user decide how detailed the log should be is and thus avoid making the log too large.

A **Max log files to keep** option has also been added to LS Hardware Station. This lets the user decide how many logs to keep before the oldest one(s) is deleted.

Management Portal: Buttons to Test PDF Printing on a Windows Printer

Two new test buttons have been added to the Printer section of the Management Portal.

- **Print Test PDF File** - prints a preset PDF file to a Windows printer.
- **Print Test Label (EPL)** - prints a test label to a label printer using the EPL command language.

Both test operations only work on a printer that can print a PDF file or understand EPL commands, respectively.

"Save to File" Option Added When Printing PDF Files

A new "Save to File" option for Windows printers has been added in the LS Hardware Station Management Portal. The option skips printing a PDF and instead save it to a file. This is meant as a workaround for customers experiencing problems when trying to print PDF documents directly to the printer. The file can then be printed manually or using a script that watches for new files in the directory and sends them to the printer.

LS Central POS

LS Hardware Station Client Changed from .Net SignalR to AL HTTP Client

DotNet Hardware Station Client has been removed. HTTP Wrapper (non-GUI) and Print Dialog (GUI) are now used instead.

Option Added to Select HTTP / HTTPS per Device

Each device in the Hardware Profile now has an option to use HTTPS to connect to the Hardware Station.

Print PDF Added to Device Dialog Addin

PDF report printing is now done via the Device Dialog when UI is available. This makes the dialog the client and enables connection to closed

networks from the cloud, as long as the computer that is used is on that particular machine. If UI is not available, through the Omni server for example, the Device Dialog is not used and the old method of HTTP printing is done instead.

Replenishment

Replenishment Profile

A new LSC REPLENISHMENT profile is now available in LS Central. The profile provides easy access to Replenishment operations and processes.

Hospitality

Coursing

In LS Central you can configure your POS and KDS system with Coursing. Coursing lets you separate items into different menu courses and control the start of preparation for each course to ensure the greatest level of service for the customer.

When you have Coursing enabled, the waiting staff takes an order for the dining table for each course. The waiting staff then sends the order to the kitchen through the POS, announcing to the kitchen staff which items have been ordered for each course. At the appropriate time, the waiting staff fires a course, notifying the kitchen staff that they should start preparing the course items.

The waiting staff can mark each course as served. Other tasks can be configured, either for the dining table itself, such as *Place Bread* or *Place Napkins*, or for each course such as *Pour Wine* or *Place Cutlery*. These tasks can be set up to ensure that the waiting staff follows a certain work flow.

The waiting staff can also communicate with the kitchen staff by the means of comments sent through the POS. These comments, such as special customer requests, become visible in the kitchen for the kitchen staff to react.

New Events on Pay and Cancel in the Split Bill Panel

New events have been added in the Hospitality POS. It is now easier to react to the different events when the user is splitting the bill and transferring a table.

New Page to Show POS Transaction and Lines

A new page has been added that lets a user in the back office view every transaction that is open in the POS. For each transaction that is open you can view the transaction lines for that transaction. This new page is called **POS Transaction List**.

LS Activity

Add to Shift Improved - in Staff Management and Activities

This functionality in Activities and Staff Management has improved handling when assigning a new employee to a shift from the Role center. The message is less intrusive as it uses the notifications instead of a dialog window, and is also a more informative response to this action.

Enhancements on the Activity Resource Status Page

Performance of the **Resource Status** page has been improved and the page now loads much faster.

- The **View** section and filtering of the page keeps the values selected by the user between uses. You can now share the Matrix templates with the matrix view to specify which resource group, location, interval, and number of days is included in the view.
- The matrix's Caption Script can be used to determine the scripts used to present the cell values (basically decide what values from the activity are shown in the cells).
- Drill-downs, rescheduling and transferring functions are supported in the Assist Edit menu of the page cells.
- The user can enter a new booking (activity) by simply selecting the cell which presents the resource date and time, and enter an activity product code into the cell. If the resource is available and has capabilities to handle the product, the appointment or activity creation process is started.
- Actions have been added to the action pane to select next and previous date, and to change the template for the view.

Deposits in Membership Web API

The membership API can now accept payments of memberships on the web (via Omni) as deposits rather than final payment. This allows the membership invoicing functionality to create the standard Business Central invoice for the membership, rather than the Omni Customer Order process. By default, the membership API assumes the membership payment as full payment.

Improved Role Center Search

The search page in the Role Center now searches in the archived entries as well as in future activity entries.

Multiple Days in Availability View Setup

Now the Availability views, in BackOffice and POS, can have different view settings, depending on if the availability is being presented at the Web API, the BackOffice pages, or at the POS lookup views. This provides faster presentation of availability at the POS. This setting is per activity type.

New Functionality: Customer Allotments

Allotments are a new powerful functionality in LS Activity to let the user reserve a specific product for any given date and time and then assign the allotment to a customer account.

An allotment allows reservations for a specific customer to be handled gradually with guarantee of availability. The allotment can then be set to be released at either a certain date, or x number of days prior to the reservation period, if not fully used by the customer.

New Parameter in the Activity Booking API

A new parameter, Customer No., is supported in the LS Activity Web API. This parameter is the customer account, which the reservation will be assigned to and possibly invoiced to.

New Pricing Options of Components in Activity Package Offers

Package Offers can now consist of products which either have pricing set as ratio of the package price, or have a specific (fixed) price as part of the package. Note that an activity package must always have one component (package line) set as ratio pricing, and this must be the last line in the package.

POS Commands

The following POS commands are new in LS Central 18.1:

- EDITSCHEDULE - Lets the POS operator reschedule any activity already in POS journal lines for payment processing.
- EFT_START_SESSION - Manually start EFT session
- EFT_FINISH_SESSION - Manually finish EFT session
- HOSP_KOTCOMMENT - Send comments to KDS
- KDS-COURSE-FIRENEXT - KDS Coursing, Fire Next Course
- KDS-COURSE-OVERV-COU - KDS Coursing, Overview, Show Courses
- KDS-COURSE-OVERV-SEL - KDS Coursing, Overview, Select Course
- KDS-COURSE-OVERV-SEN - KDS Coursing, Overview, Send to Kitchen
- KDS-COURSE-OVERV-TAS - KDS Coursing, Overview, Select Task
- KDS-COURSE-SERVENEXT - KDS Coursing, Serve Next Course
- KDS-COURTASK-FIRE - KDS Coursing, Coursing Task, Fire
- KDS-COURTASK-RUN - KDS Coursing, Coursing Task, Run
- KDS-COURTASK-SERVE - KDS Coursing, Coursing Task, Serve

See "POS Commands" in the [LS Central Help](#) and the corresponding [Excel](#) list with filters for a complete list of POS commands.

Other

LS Central Help

In version 18.0, the Microsoft Dynamics 365 Business Central Help Server was discontinued, and therefore the Business Central offline help is no longer available.

The Business Central online help, however, is available via links on the LS Central Help [Home](#) page and side navigation menu, and directly via [this link](#).

Fixed Issues

General

Customer Order Refund and Cancellation Issue in BackOffice

An issue with cancellation and refund of a Customer Order in the Back-Office causing errors on the Statement Posting has been fixed.

Data Director: Monitor Collection Function Fixed

To fix an error in the Monitor Collection function, a DBHost field has been added to the DD Monitoring table.

Retail Sales Order with Variants or Collection

In the **Retail Sales Order**, when a Sales Line is created with item variants or using the collection, an issue where the **Type** field will not be set to blank, has now been fixed. When the Sales Line is deleted, its linked variant and collection sales lines will now also be deleted correctly.

Replenishment

Replen. Stock Demand Worksheet Filters

In the **Replen. Stock Demand Worksheet**, an issue where the Stock Demand entries used to create the Purchase and Transfer Orders are not filtered according to the selected Location Filter and Warehouse Location Filter, has now been fixed.

The following procedures have been deprecated and replaced with new ones with additional parameters:

- **CreatePOFromPlannedStockDemand** procedure with 2 additional parameters in codeunit Replen. Create Purch Order.
- **CreateTOFromPlannedStockDemand** procedure with 1 additional parameter in codeunit Replen. Create Transf. Ord.

This page is intentionally left blank to ensure new chapters start on right (odd number) pages.

LS Central 18.0 Release Notes

About This Release

Released - May 31, 2021

This version is built on Microsoft Dynamics 365 Business Central 2021 release wave 1, build 18.0.23013.23795.

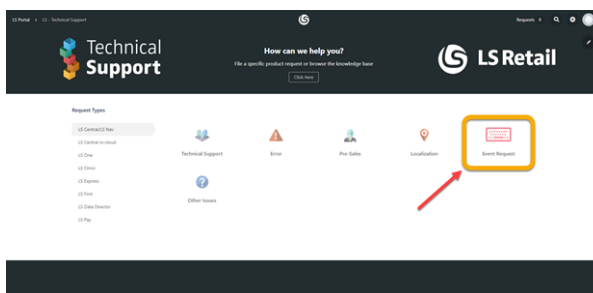
LS Central 18.0

LS Central is now delivered as two apps. Some code has been moved from the LS Central app to a new app named **LS Central System App**. The LS Central app has a dependency on the LS Central System App. The code that was moved to the LS Central System App is a code that was originally in the Toolbox .dll and is related to the POS UI. The code in the Toolbox .dll was not public, and partners could not modify the code. The code in the LS Central System app will not be public and the LS Central System App will only be published as runtime package. The LS Central System App will, in the future, hold code related to licensing to enable LS Retail to license LS Central components in the cloud.

LS Central AL code

The source code for the LS Central app is delivered in AL files that can be modified by partners. It is, however, highly recommended to make all modifications in extensions, and if you need to alter the LS Central or Business Central behavior then do that by subscribing to events.

It is LS Retail's priority to make it easy for the partners to extend LS Central. Therefore, a special section in our Support Portal is provided where partners can submit requests for new events. These requests are given priority.



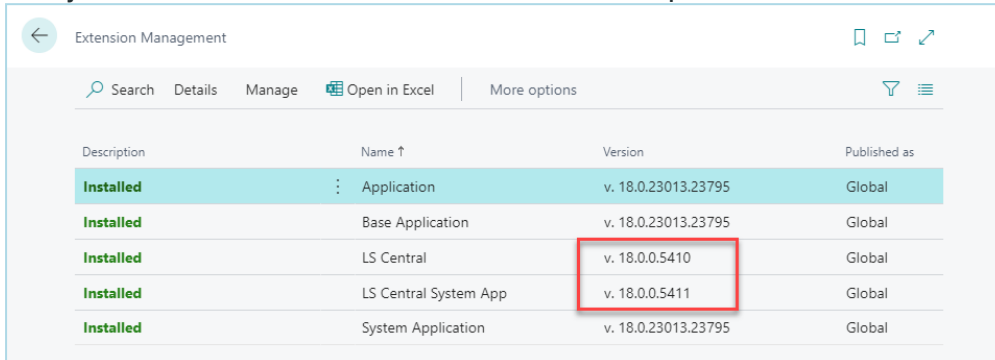
LS Central extension

The release package includes LS Central and LS Central System App as runtime apps that can be installed as extensions. To install the extensions, you first need to publish them, see [Publishing and Installing an Extension v2.0](#). Once the LS Central and LS Central System App extensions have been published, the LS Central and LS Central System App extensions can be installed using the **Extension Management** page in Business Central.

Important Notices

Versioning

The versioning of the LS Central app is normally as follows:
 <major>.<minor>.<hotfix>.<build> - for example v. 18.0.0.5410.



Description	Name ↑	Version	Published as
Installed	Application	v. 18.0.23013.23795	Global
Installed	Base Application	v. 18.0.23013.23795	Global
Installed	LS Central	v. 18.0.0.5410	Global
Installed	LS Central System App	v. 18.0.0.5411	Global
Installed	System Application	v. 18.0.23013.23795	Global

Until now the build number part has always been 0. Due to a technical change in the Business Central platform, LS Central versions 17.4, 17.5, and 18.0 will be released with a build number (not equal to 0 - or as in "5410" in the above example).

New or Enhanced Features

Retail

BackOffice

Scanning Returned Items on the POS

The barcode of the receipt is scanned. This will trigger the refund lookup to open with the correct transaction. The user can now scan items that are returned and they will be selected in the return screen.

Web Services Added to Publisher Function

The following web services have been added to the Publisher function Dyn365BCWebServiceForKDS:

- RetailWebAPI
- RetailWebServices.

LS Hardware Station

PDF Printing Through LS Hardware Station from LS Central

There have been reports from customers on a problem when printing PDF files through the LS Hardware Station. We are investigating this, but a workaround is to save the PDF to a file and print the file outside LS Central.

New Test Buttons in the Management Portal

Two new test buttons have been added to the **Printer** section of the **Management Portal**:

- **Print Test PDF file** - prints a preset PDF file to a Windows printer.
- **Print Test Label (EPL)** - prints a test label to a label printer using the EPL command language.

Both of these test operations will work only on a printer that can print a PDF file or understand EPL commands, respectively.

Virtual Key Lock Reintroduced to the Virtual Station

A Virtual Key Lock device has been reintroduced to the Virtual Station. It can be used with the POS to emulate a Key Lock device.

For more detailed information see "Virtual Key Lock" in the LS Central Help.

PDF Stream Saved to File Before Printing

An option has been added to save PDF documents to file before printing them in the printer configuration in LS Hardware Station. By default, this option is set to *False*. If turned on, the files are saved at: *C:\ProgramData\LS Retail\LS Hardware Station\PDF*.

Scrolling EFT Event Option Added in Toolbox and Classic Toolbox

New configuration was added to POS EFT Card - called Display Scrolling Messages - to control if the messages coming from the payment terminal are displayed as a scrolling message or by having each message overwrite the previous one. By default this configuration is set to false.

LS Central POS

"Is Fiscal" Flag Removed

OPOS Fiscal printers are not supported by LS Central. Use Serial device customization instead.

Hospitality

LS Activity

Additional Minutes Indication in Matrix

When showing appointments in the Activity matrix, you can now show the pre- and post- extra time. This is set up as glyphs in the **Matrix Template Card** by creating a new **Activity Label Type** and in that use the **Script Action** to insert a parameter of the relevant type.

Changing Time on Activity Group Reservation Lines

When you change the time on a group reservation that has been confirmed and activities have been created, the time for the activities in the group reservation is now changed as well.

Charge2Res Charged to Income/Expense Accounts

It is now possible to set the charges to a reservation on a reservation type to be posted to an Income/Expense account instead of an item.

Deals Included in Activity Package

Deals can now be included in Activity Packages and set up with an allowance in the same way as items or an item selection.

Managing External Bookings in LS Activity

A coding framework for adding a third party booking provider into LS Activity has been added. This means that an activity product from an external provider can be booked in the same way as other products using APIs from the third party vendor.

New Setting on Activity Locations

A new setting, **Stores Allowed to Charge**, has been added to the **Activity Locations** page to let you specify which stores are allowed to charge to an Activity Location. If empty, then all stores are allowed to charge to that particular location.

The **Point of Sale** FastTab on the **LS Activity Setup** page has two new fields, **Arrival filter** and **Departure filter** to specify when charging to a reservation is allowed on the POS.

It is also possible to prevent charging to a reservation or a group reservation on the **Reservation** and **Group Reservation** pages.

Product Restriction Enhancements

It is now possible to restrict the availability of an activity product based on membership. You can set the period restrictions to include or exclude the memberships involved.

Unavailability Setup for a Resource

Clicking in an unavailability cell in the **Activity Matrix** and then clicking the **Edit** action now opens the **Resource Unavailability** card for editing.

LS Hotels

Default Routing Rule and Rate Code per Property for Customer

It is now possible to set a default **Rate Code** and **Routing Rule** per property for a customer. This setting is used when a customer is added to a hotel reservation.

Setting Deposits for Specific Invoice Types

A new option has been added on the **Deposit Amount Payment** page in BackOffice to mark which invoice type the deposit should be routed to. When an invoice is created from the BackOffice, only deposits marked for the company or paymaster will be used on the invoice.

LS Retail Apps

LS Central AppShell

LS Central AppShell for Windows not Working With LS Central 18.0

There is a problem running LS Central AppShell for Windows with Business Central 18.0, which results in the AppShell not being able to start LS Central 18.0. The problem is being worked on and a workaround will be announced as soon as it is available.

LS ScanPayGo

Release, Phase 1

LS Retail is now releasing the first version of the ScanPayGo app. The ScanPayGo app will be available both for Android and iOS. This release is the first phase of the ScanPayGo app, the plan is to release the second phase in September/October 2021.

This release gives partners the possibility to download the app, try it out for themselves, and demo it for prospects and customers. Partners can even connect the app with their own demo environment. The ScanPayGo app connects with LS Central via the LS Commerce Service.

With the second phase of the ScanPayGo app, partners will be able to download the code, change the look of the app so that it is branded for the retailer, add new logos and colors, and create a final product to upload to Play Store and App Store.

The ScanPayGo app, version 1.0, is available for download in the [LS Retail App Center](#).

POS Commands

The following POS commands are new in LS Central 18.0:

- COLLECTSCANPAYGO - Collect selected ScanPayGo order
- PRINT-RES-CHARGES - Print additional charges overview
- PRINT-RES-SLIPS - Print all associated slips for a reservation.

See "POS Commands" in the [LS Central Help](#) and the corresponding [Excel](#) list with filters for a complete list of POS commands.

Other

LS Central Help

As of version 18.0, the Microsoft Dynamics 365 Business Central Help Server has been discontinued, and therefore the Business Central off-line help is no longer available.

The Business Central online help, however, is available via links on the LS Central Help [Home](#) page and side navigation menu, and directly via [this link](#).

Fixed Issues

Retail

Replenishment

Duplicate Field Captions in Retail Budget Tables

An issue with duplicate captions in the fields in **Retail Sales Budget Name**, **Retail Purchase Plan Name**, and **Retail Sales Budget Lines** tables, has now been fixed.

Filter Fields Made Visible in the Replen. Template Page

In the **Replen. Template** page, an issue where several Filter fields, for example the **Special Group Code Filter** and the **Item Hierarchy Filter** were not visible, has now been fixed.

Item Unit of Measure in Transfer and Sales Orders Created with Cross Docking

- When using an Allocation Plan (Defined and Distribute) to create Transfer Orders and Sales Orders, the quantities in the documents are now converted correctly from the Purchase Unit of Measure to the Base Unit of Measure of the items.
- When using the **Adjust Cross Docking** feature in **Retail Purchase Order**, the adjusted quantities in the Purchase Order are now converted correctly from the Purchase Unit of Measure to the Base Unit of Measure of the items, before being redistributed to the **Transfer Orders** and **Sales Orders**.
- When Transfer Orders and Sales Orders are created using the **Purchase Replenishment Journal** with Cross Docking option, the quantities in the documents are now converted correctly to the Base Unit of Measure of the items.